

OUR CLIENTELE

EAST REGION	 PS Group - Kolkata	 Bengal Shristi - Kolkata	 DN Homes - Bhubneshwar	 Maurya Homes - Ranchi	 Archid Builders - Bhubneshwar	 Shrachi Group - Kolkata
NORTH REGION	 Ambience Group - NCR	 Oak - Lucknow	 Azaa - Lucknow	 Emaar - Gurgaon	 Experion - Lucknow	 Omaxe - Delhi
WEST REGION	 Prestige Group - Goa	 Godrej Properties - PAN India	 Larsen & Toubro - Nagothane	 Marathon - Mumbai	 The Icon - Mumbai	 Kolte Patil - Pune
SOUTH REGION	 Bricks & Milestones - Bangalore	 Columbia Pacific - Bangalore	 Assetz Property - Bangalore	 Bhartiya City - Bangalore	 G Corp - Bangalore	 Lodha Group - Bangalore
CENTRAL REGION	 My World - Chh. Sambhaji Nagar	 Mirchandani Group - Bhopal	 Aadharshila Builders - Bilaspur	 Radisson Blu - Indore & Mohali	 Sankara Eye Hospital - Indore, Mumbai, Varanasi, Chennai	 Ayodhya Builder - Nagpur
	 Jinraj Estates - Nagpur	 Avinash Group - Raipur	 Balaji Buildcraft - Nagpur	 GVC Group - Nanded	 Maniratna - Amravati	 Sai Datta Developers - Amravati

sumai[®]
DOORS
By **SPACEWOOD**[®]

**Lifestyle
Doors
Crafted With
Unmatched
Durability**



sumai[®] By **SPACEWOOD**[®]
DOORS

FACTORY :
Plot. No. SZ-25-1, MIDC Industrial Area, Butibori, Nagpur 22
M: +91 95455 58856 **E:** sales@sumaidoors.com
www.sumaidoors.com

CONTACT US ➔

Mar. 2025



**GREEN PRO
CERTIFIED
DOORS**

www.sumaidoors.com



SUMAI DOOR

BUYING PREMIUM READY- TO- USE DOORS
HAVE NEVER BEEN SO HASSLE - FREE!



In a market dominated mostly by traditional doors, Spacewood offer an unique solution in the form of SUMAI doors

GREEN-PRO CERTIFICATION

Green-Pro Guarantees that Sumai Pre-Hung Doors Are Environment Friendly Throughout Their Life Cycle From Product Design Through Recycling. Green-Pro is an assurance of the environmental performance of our products and equipment. Green-Pro Certification ensures non-toxic, carcinogen free products. It empowers our customers to select sustainable products.



A PERFECT MANUFACTURING SETUP

- More than 25 years of Spacewood experience into manufacturing of Modular furniture.
- State-of-The-Art Factory, Spread over 1.5 lakh sq. ft. area with fully automatic Japanese machines.
- Capacity to manufacture 2,00,000 Doors per year.

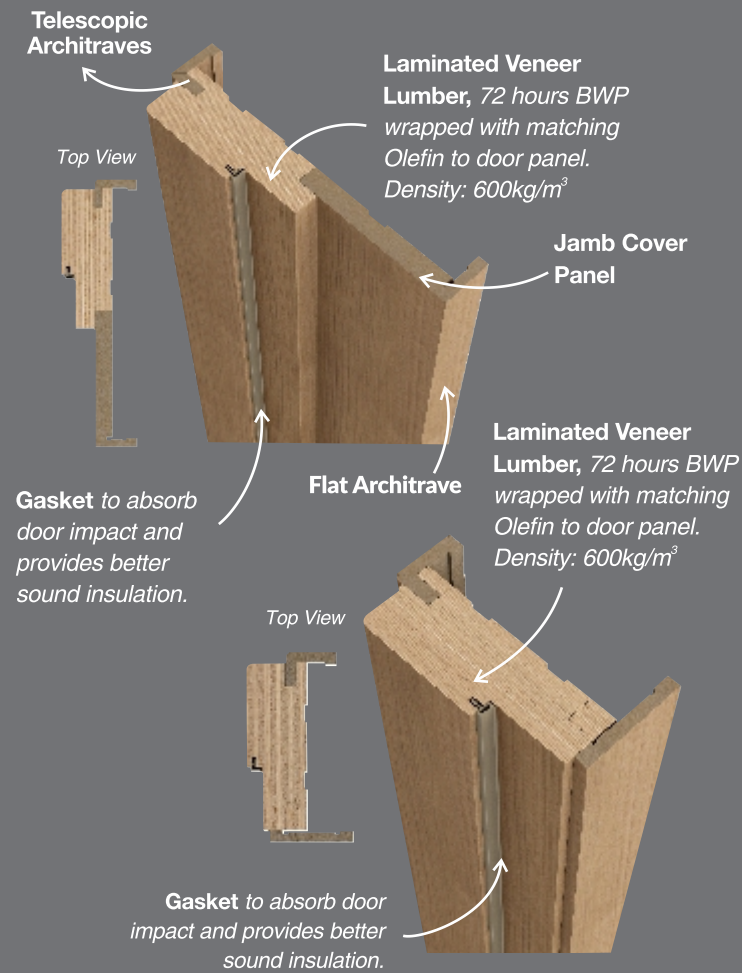
Precisely Engineered Construction Benefits:

- Eco friendly Engineered Wood for higher strength
- LVL (Laminated Veneer Lumber) is used for Stiles and rails
- Tubular infill from Germany
- HMR HDF Skin
- Door panel sealed against moisture ingress on all 4 sides using matching edge bands
- Fully finished factory precision to your dimensions

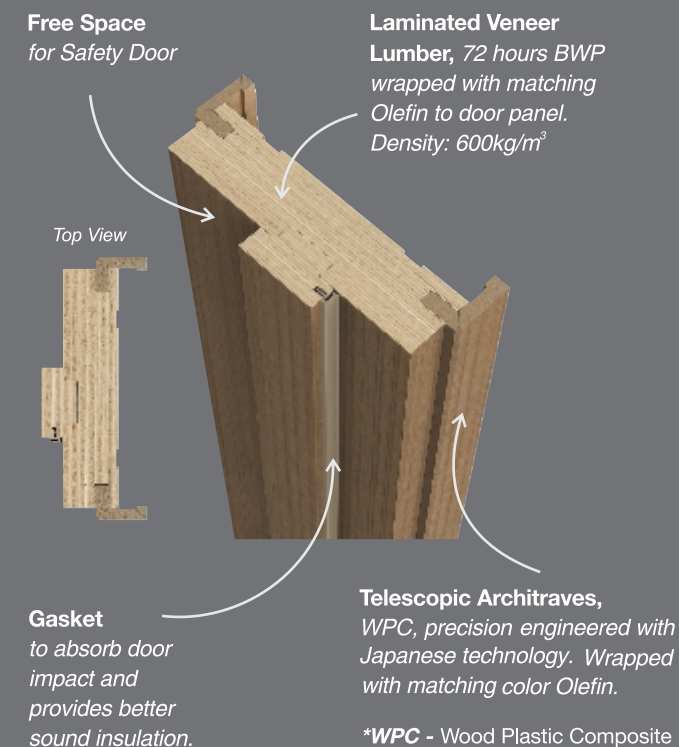


Frames/Architraves:

Rebated Frame



Engineered Frame



*WPC - Wood Plastic Composite


Test and Strength:

- All edges sealed with thick edge band with PUR Adhesive, allowing smooth injury free handling
- No water penetration
- 65kg screw holding strength anywhere on the door to fix hooks or accessories
- MEETS IS2202 Standards tested as per IS 4020
- Doors comply to green credentials
- All tests like Glue Adhesion Test in Boiling Water, End Immersion Test in Cold water, Buckling, Edge Loading, Impact, & other mechanical properties certified

Certifications:

- ☑ ISO 45001 : 2018
 - ☑ ISO 14001 : 2015
 - ☑ ISO 9001 : 2015
 - ☑ IGBC Green Factory Building Gold 2017 for Sumai Doors Factory
 - ☑ ISI Certified Door (IS - 2202)
- For more Information Please Visit on: www.bis.gov.in

Door Construction:



Tubular core infill from Germany, provides optimum weight to the door. Also Provides 65Kg Screw Holding Strength all over the door surface for hanging accessories.

*HMR HDF - High Moisture Resistance High Density Fiber

Olefin DOORS

A New Finish Changing the world of door solutions

- Olefin is the preferred solution in Japan for Veneer look doors
- Rugged and UV Stable, Suited for long life of doors
- Available in wide range of finishes

SK-09

GROOVED DESIGN

DOOR THICKNESS:
40 (mm)

SUMAI EDGE: Perfectly matching Doors, Frames and Architraves with over 50 designs and colors options

CLASSIC DOORS



C-01

PLAIN FLUSH DOOR

DOOR THICKNESS:
36, 44 (mm)



C-02

PLAIN DOOR WITH VERTICAL GLASS

DOOR THICKNESS:
36, 44 (mm)



C-03

PLAIN DOOR WITH SQUARE GLASS

DOOR THICKNESS:
36, 44 (mm)



C-04A

PLAIN DOOR WITH INLAY

DOOR THICKNESS:
36, 44 (mm)



C-04B

PLAIN DOOR WITH INLAY

DOOR THICKNESS:
36, 44 (mm)



C-05A

DOOR WITH ADD-ON MOLDING

DOOR THICKNESS:
36, 44 (mm)

SUMAI EDGE: All doors minimum 20 Mins Fire Retardant. | 60/120 Min. FRD Doors Available.

PREMIUM DOORS



C-05B
HIGH GLOSS FINISH DOOR
DOOR THICKNESS: 42, 46 (mm)



C-06
SUPERMATT FINISH DOOR
DOOR THICKNESS: 42, 46 (mm)



SD-04
DESIGNER DOOR GLASS PANEL
DOOR THICKNESS: 36, 40 (mm)



SK-01
VERTICAL LINES PATTERN
DOOR THICKNESS: 40 (mm)



SK-07
DIAGONAL LINES PATTERN
DOOR THICKNESS: 40 (mm)



SK-06
DIAMOND LINES PATTERN
DOOR THICKNESS: 40 (mm)

SUMAI EDGE: Natural veneer look with zero maintenance and UV protection | RERA compliant with upto 5 years warranty.

ELEGANT DOORS



SK-04
GROOVED DESIGN
DOOR THICKNESS: 40 (mm)



SD-05A
DOOR WITH 1 SIDE VERTICAL PANEL
DOOR THICKNESS: 36, 40 (mm)



SD-09
DOOR WITH ZIG ZAG INLAY
DOOR THICKNESS: 38, 42 (mm)



E-01 Available in Vertical Grains
DOOR WITH BOTHSIDE V GROVES
DOOR THICKNESS: 36, 44 (mm)

QUALITY STANDARDS

INTRODUCING
10 Ft. DOORS.

- Available Finishes:-
- Natural Veneer
 - Olefin

UPTO 120 MIN. FIRE RETARDANT

SOUND PROOF

IMPACT RESISTANT

FREE WARP

IMMUNE TO TELEGRAPHING

UPTO 5 YEAR WARRANTY

SUMAI EDGE: LVL wood frame which is Eco-friendly, Termite Resistance, No Bending and Swelling | Quick Delivery & Installation